


















National Association of Postal Supervisors Member Percentage Report

June 2019

Area	Total Regular Members	Total NonMembers	Membership % Change Since Last Month	Membership Percentage
Area 01 - New England Area	1,488	621		70%
Area 02 - New York Area	2,285	693		76%
Area 03 - Mideast Area	2,314	780		74%
Area 04 - Capitol Atlantic Area	2,902	971		74%
Area 05 - Pioneer Area	1,437	573		71%
Area 06 - Michiana Area	1,246	495		71%
Area 07 - Illini Area	1,133	470		70%
Area 08 - North Central Area	911	597		60%
Area 09 - Mink Area	1,187	684		63%
Area 10 - Southeast Area	2,188	923		70%
Area 11 - Central Gulf Area	780	408		65%
Area 12 - Cotton Belt Area	998	448		69%
Area 13 - Texas Area	1,799	714		71%
Area 14 - Northwest Area	1,137	404		73%
Area 15 - Rocky Mountain Area	1,490	638		70%
Area 16 - Pacific Area	2,832	1,153		71%
Report Totals	26,127	10,572		71%